



TECHNICAL SPECIFICATIONS

Jakarta - Indonesia



A. GENERAL CHARACTERISTICS

Design standards : IEC 76
 Transformer type : Hermetically Sealed Totally Oil Filled
 Service Condition : Outdoor
 Type of oil : Mineral Oil Class 1 acc. to IEC 296
 Number of phase : 3 Phase
 Frequency : 50 Hz

B. TECHNICAL SPECIFICATION

Capacity : 800 kVA
 Primary Voltage : 20 kV
 Secondary Voltage : 0.4 kV
 Vector Group : Dyn5
 Cooling : ONAN
 Temperature Rise - Oil : 60 oC
 - Winding : 65 oC
 No load losses at nominal voltage : 1450 Watts
 On load losses at principal tapping : 11500 Watts
 Impedance voltage : 4.5 %
 Off load current at nominal voltage : 1.8 %
 Temperature Insulation Class : A
 Noise : 57 dB
 Tapping value : +/-2.5%; +/-5%

C. INSULATION CLASS OF THE WINDINGS

	Primary	Secondary
Highest system voltage (kV) :	24	1.1
Impulse test voltage (kV) :	125	0
Applied test voltage (kV) :	50	3

D. EFFICIENCY AND VOLTAGE REGULATION

	Efficiency (%)				Voltage Regulation	
	4/4 load	3/4 load	2/4 load	1/4 load	in Volt	in %
Pf 0.8	98.02	98.38	98.67	98.66	385	3.74
Pf 1.0	98.41	98.70	98.93	98.93	394	1.53

E. APPROXIMATE WEIGHTS AND DIMENSION

Total length : 1,600 mm
 Total width : 1,580 mm
 Total height : 1,765 mm
 Weight of oil : 560 kg
 Weight of core and winding : 940 kg
 Total weight : 2,400 kg
 Approximate Drawing No. :
 Painting Colour : Light Grey RAL 7032

The above dimensions and masses are approximate and provided to give a general description of our proposed transformer.

Revision	Original		Client / Project:	
Date	24-Sep-12		NEW PRIVATE 9949-FIX	No : D 12467
Est.	DWY			Page : 1 / 2
Chk				
App.				



TECHNICAL SPECIFICATIONS

Jakarta - Indonesia



F. ACCESSORIES

- Name Plate and Rating Plate
- HV Plug in Bushings and LV Porcelain Bushings
- Off Circuit Tap Changer
- Oil Filling Valve
- Oil Draining Valve
- Lifting Lugs
- Grounding Terminal
- Bidirectional Rollers
- Pressure Relief Device Without Contact
- Protection Relay RIS
- Fins Type Radiator

G. DEVIATIONS / EXCEPTIONS

- None

H. NOTES

- None

I. LIST OF TEST

Routine Test :

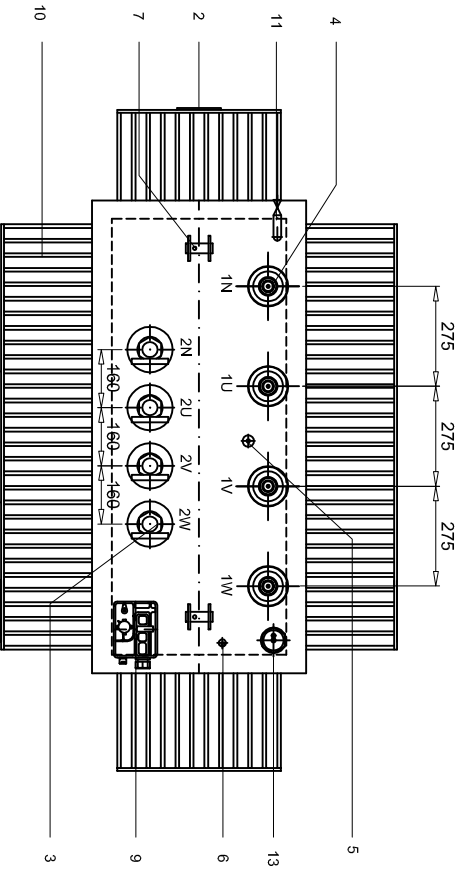
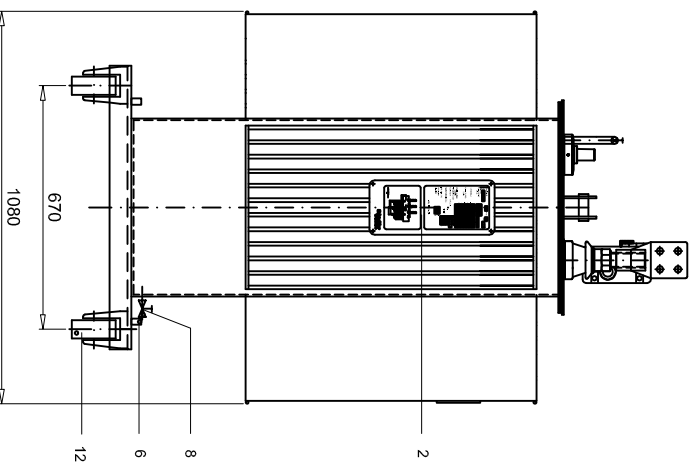
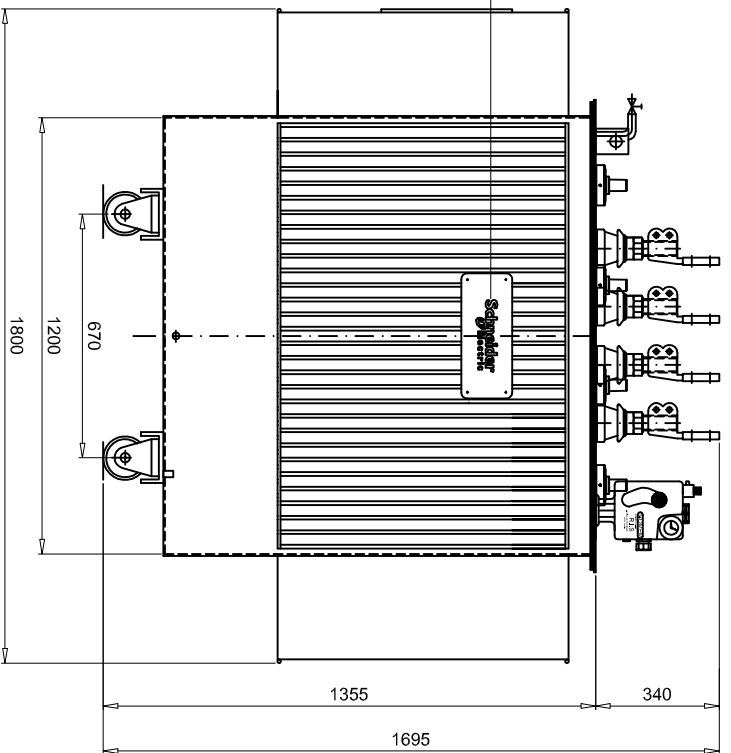
	Yes	No
- Measurement of the resistance value and checking of polarities :	<input checked="" type="checkbox"/>	<input type="checkbox"/>
- Measurement of the ratio on all taps :	<input checked="" type="checkbox"/>	<input type="checkbox"/>
- No load test for measurement of the no load loss and no load current :	<input checked="" type="checkbox"/>	<input type="checkbox"/>
- Short circuit test for determination of the on load loss and impedance :	<input checked="" type="checkbox"/>	<input type="checkbox"/>
- Applied voltage test :	<input checked="" type="checkbox"/>	<input type="checkbox"/>
- Induced voltage test :	<input checked="" type="checkbox"/>	<input type="checkbox"/>

Type test :

- Temperature rise test :	<input type="checkbox"/>	<input checked="" type="checkbox"/>
- Full wave impuls test (1.2 / 50 us) :	<input type="checkbox"/>	<input checked="" type="checkbox"/>

Tests other than the above mentioned list needs further confirmation

Revision	Original		Client / Project: NEW PRIVATE 9949-FIX	No	: D 12467
Date	24-Sep-12			Page	: 2 / 2
Est.	DWY				
Chk					
App.					



NOTES :

1. NAME PLATE (UNINDO + AREVA)
2. RATING PLATE
3. LV BUSHING
4. HV PLUG IN BUSHING
5. OFF CIRCUIT TAP CHANGER
6. EARTHING TERMINAL
7. LIFTING LUGS
8. DRAINING VALVE
9. PROTECTION RELAY RIS
10. RADIATOR
11. FILLING VALVE
12. BI DIRECTIONAL ROLLER
13. PRESSURE RELIEF DEVICE W/O CONTACT

ELECTRICAL CHARACTERISTICS

TYPE	: OUT DOOR / OMAN
RATING	: 800 KVA
PRIMARY VOLTAGE	: 20 KV ± 5%, +10%, +15%
SECONDARY VOLTAGE	: 0.4 KV
VECTOR GROUP	: YNyn6
APPR WEIGHT	: 2335 KG.
OIL WEIGHT	: 580 KG.

1	2	3	4																								
5	6	7	8																								
9	10	11	12																								
A	B	C	D																								
E	F	G	H																								
1	2	3	4																								
5	6	7	8																								
9	10	11	12																								
A	B	C	D																								
E	F	G	H																								
<table border="1" style="width: 100%; border-collapse: collapse;"> <tr> <td style="width: 25%;">PROJECT</td> <td style="width: 25%;">CV. PRIMA DINAMIKA ABADI (D.55214.01)</td> <td style="width: 25%;">SCALE</td> <td style="width: 25%;">DATE</td> </tr> <tr> <td>TITLE</td> <td>OUTLINE DRAWING</td> <td>DRAWN BY</td> <td>KIMS</td> </tr> <tr> <td>REMARKS</td> <td>TRANSFORMER 800 KVA</td> <td>CHECKED BY</td> <td>CON</td> </tr> <tr> <td>DATE</td> <td></td> <td>APPROVED BY</td> <td>SST</td> </tr> <tr> <td></td> <td></td> <td>Distribution Transformer</td> <td>01-06-2010</td> </tr> <tr> <td colspan="2"></td> <td style="text-align: center;">SIGN</td> <td></td> </tr> </table>				PROJECT	CV. PRIMA DINAMIKA ABADI (D.55214.01)	SCALE	DATE	TITLE	OUTLINE DRAWING	DRAWN BY	KIMS	REMARKS	TRANSFORMER 800 KVA	CHECKED BY	CON	DATE		APPROVED BY	SST			Distribution Transformer	01-06-2010			SIGN	
PROJECT	CV. PRIMA DINAMIKA ABADI (D.55214.01)	SCALE	DATE																								
TITLE	OUTLINE DRAWING	DRAWN BY	KIMS																								
REMARKS	TRANSFORMER 800 KVA	CHECKED BY	CON																								
DATE		APPROVED BY	SST																								
		Distribution Transformer	01-06-2010																								
		SIGN																									
		K.0173.GI05																									
		A3																									